Filter statement **Months in Alarm DateTime** and **Is Active** and **Is Locked** and **Incident Type Group** and **Location City** and **Incident Number** and **Agency Name** and **Unit Arrival Order**

Filters **Months in Alarm DateTime** Last Month | **Is Active** true | **Is Locked** true | **Location City** Springboro, Clearcreek Twp | **Incident Number** All items starting with "21"

Monthly Report- May 2026

EMS Apparatus Counts in Districts

District	Incident Counts					
	EM21	M21	M22	M23	M24	Grand Total
2100	21	89	2	1	10	99
2200	21	2	68	4	12	82
2300	3	3	2	20	2	26
23T2	2			2		2
2400	22	7	7	1	55	67
Grand Total	69	101	79	28	79	276

Fire Apparatus Counts in Districts

District	Incident Counts					
	BA21	E22	E23	E24	R21	Grand Total
2100	8			5	35	40
2200	6	22	1	8	2	31
2300	6	5	9	1	9	18
23T2	2	2				2
2400	6	3	1	28	2	30
Grand Total	28	32	11	42	48	121

Monthly Dashboard DK

Jun 2, 2026 11:22:39 AM Fire Incidents

Filter statement	**Months in Alarm DateTime** and **Is Active** and **Is Locked** and **Incident Type Group** and **Location City** and **Incident Number** and **Agency Name** and **Unit Arrival Order**
Filters	**Months in Alarm DateTime** Last Month | **Is Active** true | **Is Locked** true | **Location City** Springboro, Clearcreek Twp | **Incident Number** All items starting with "21"

Fire and EMS Apparatus Percentage Counts in Districts

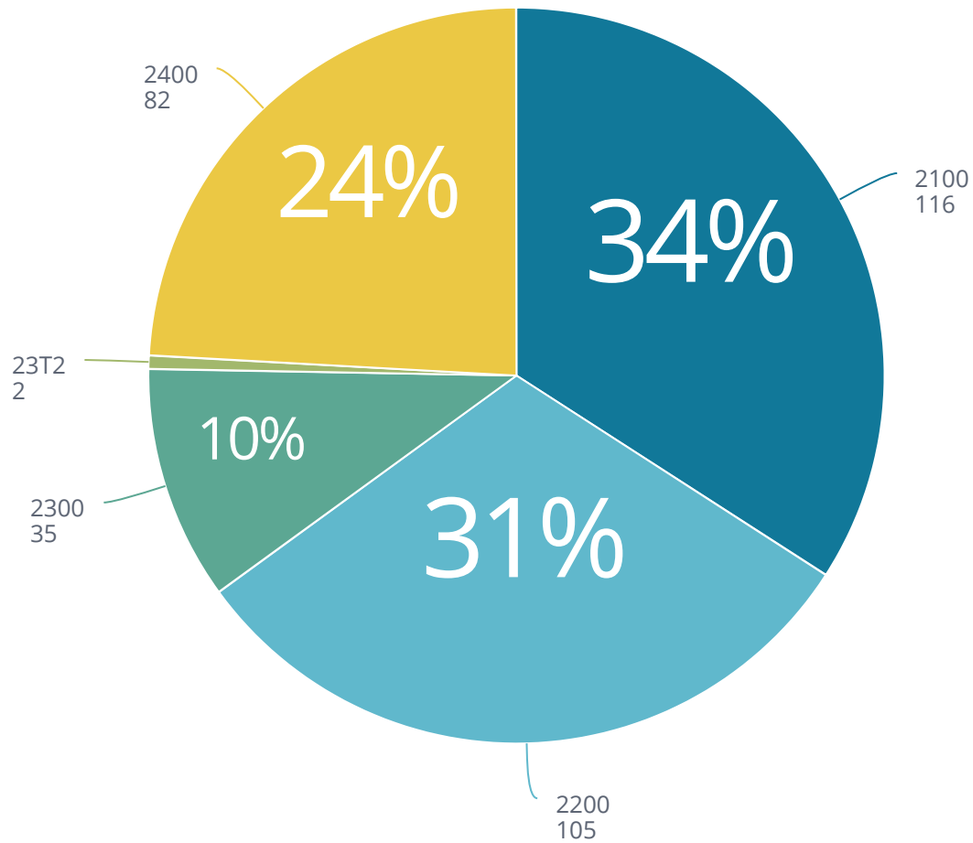

Monthly Dashboard DK

Jun 2, 2026 11:22:39 AM Fire Incidents

Filter statement **Months in Alarm DateTime** and **Is Active** and **Is Locked** and **Incident Type Group** and **Location City** and **Incident Number** and **Agency Name** and **Unit Arrival Order**

Filters **Months in Alarm DateTime** Last Month | **Is Active** true | **Is Locked** true | **Location City** Springboro, Clearcreek Twp | **Incident Number** All items starting with "21"

Total Percentage of Time Station 22 is Out of Service

Station 22 Unit Hour Utilization

ApparatusID	Incidents	Dispatch to Clear
E22	31	11h:13m:43s
M22	79	51h:57m:36s
Grand Total	110	63h:11m:19s

Total Percentage of Time Station 23 is Out of Service

Station 23 Unit Hour Utilization

ApparatusID	Incidents	Dispatch to Clear
E23	11	04h:47m:47s
M23	27	19h:20m:25s
Grand Total	38	24h:08m:12s

Monthly Dashboard DK

Jun 2, 2026 11:22:39 AM Fire Incidents

Filter statement **Months in Alarm DateTime** and **Is Active** and **Is Locked** and **Incident Type Group** and **Location City** and **Incident Number** and **Agency Name** and **Unit Arrival Order**

Filters **Months in Alarm DateTime** Last Month | **Is Active** true | **Is Locked** true | **Location City** Springboro, Clearcreek Twp | **Incident Number** All items starting with "21"

Total Percentage of Time Rescue 21 is Out o...

Total Percentage of Time Engine 22 in Out of...

Total Percentage of Time Engine 23 is Out of...

Total Percentage of Time Ladder 24 is Out of...

Total Percentage of Time Medic 21 is Out of ...

Total Percentage of Time M22 22 in Out of S...

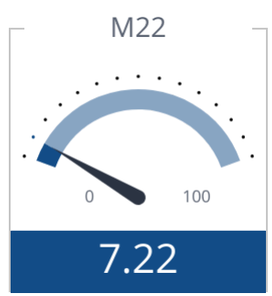

Total Percentage of Time Station 23 is Out of...

Total Percentage of Time Medic 24 is Out of ...

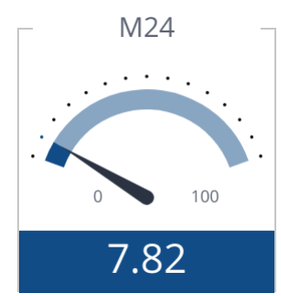

Monthly Dashboard DK

Jun 2, 2026 11:22:39 AM Fire Incidents

Filter statement **Months in Alarm DateTime** and **Is Active** and **Is Locked** and **Incident Type Group** and **Location City** and **Incident Number** and **Agency Name** and **Unit Arrival Order**

Filters **Months in Alarm DateTime** Last Month | **Is Active** true | **Is Locked** true | **Location City** Springboro, Clearcreek Twp | **Incident Number** All items starting with "21"

90th Percentile Unit Response Times for all apparatus (21, 22,...

90th Percentile Unit Response Time

8m:36s

90th Percentile Unit Travel Times for all apparatus (21, 22, 23,...

90th Percentile Unit Travel Time

7m:7s

90th Percentile Unit Turnout Times for all apparatus (21, 22, 2...

90th Percentile Unit Turnout Time

2m:0s

Average Unit Response Times for all apparatus (21, 22, 23, an...

Average Unit Response Time

6m:1s

90th Percentile Unit Respons... **8m:36s**

Average Unit Travel Times for all apparatus (21, 22, 23, and 24)

Average Unit Travel Time

4m:48s

90th Percentile Unit Travel Tim... **7m:7s**

Average Unit Turnout Times for all apparatus (21, 22, 23, and ...

Average Unit Turnout Time

1m:13s

90th Percentile Unit Turnout Ti... **2m:0s**

Filter statement	**Months in Alarm DateTime** and **Is Active** and **Is Locked** and **Incident Type Group** and **Location City** and **Incident Number** and **Agency Name** and **Unit Arrival Order**
Filters	**Months in Alarm DateTime** Last Month | **Is Active** true | **Is Locked** true | **Location City** Springboro, Clearcreek Twp | **Incident Number** All items starting with "21"
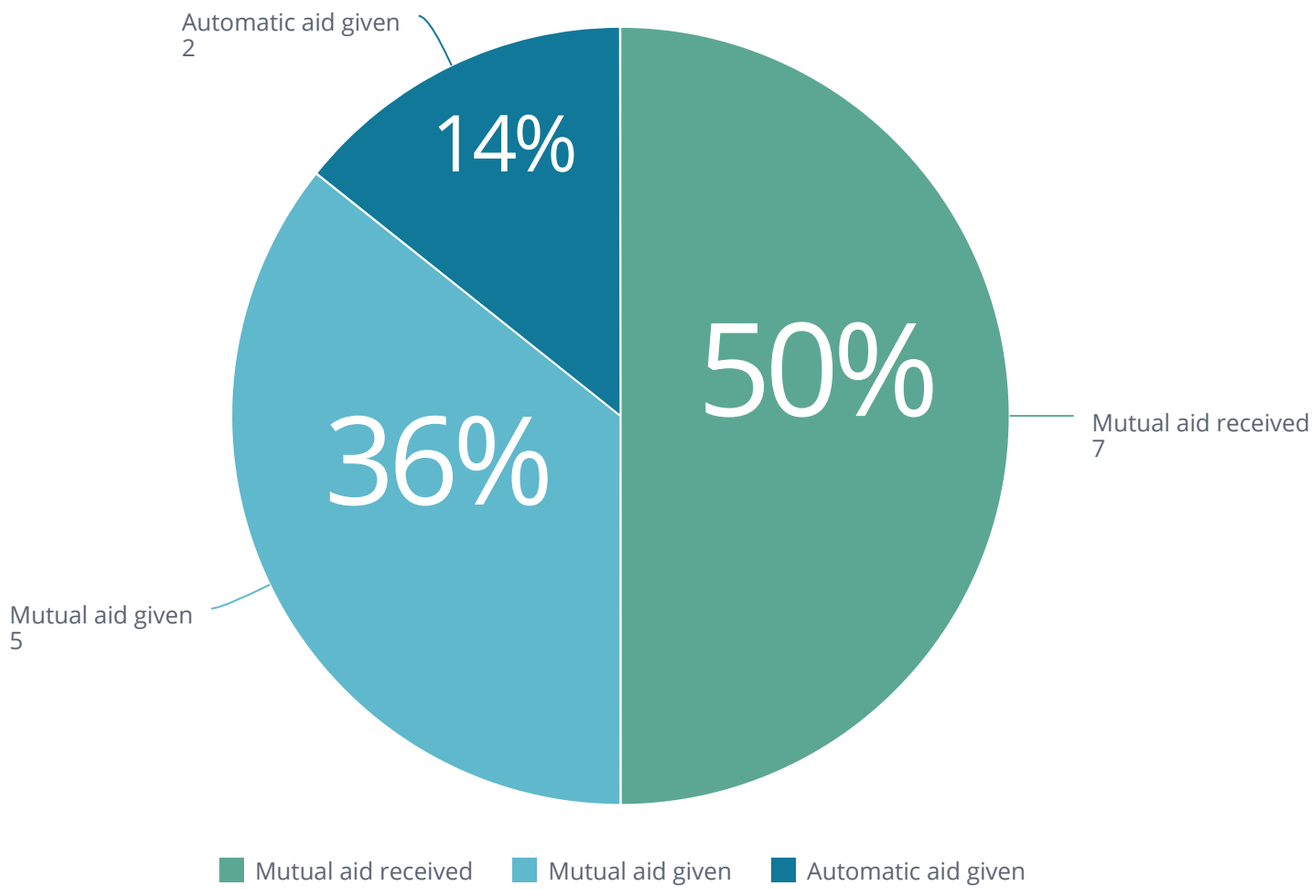
Mutual Aid Counts